

SPG Series

SPG12-870W 12V250Ah

SPG series VRLA battery uses AGM technology and high-purity raw materials. It has good high power discharge, floating backup and fast charging performance. It is mainly used in UPS/EPS standby power supply systems. It can backup power in poor operation environment.



Benefits

- Long life according to EUROBAT Classification
- Maximum charge efficiency
- High gas recombination efficiency
- Low self-discharge rate
- Horizontal or vertical installization

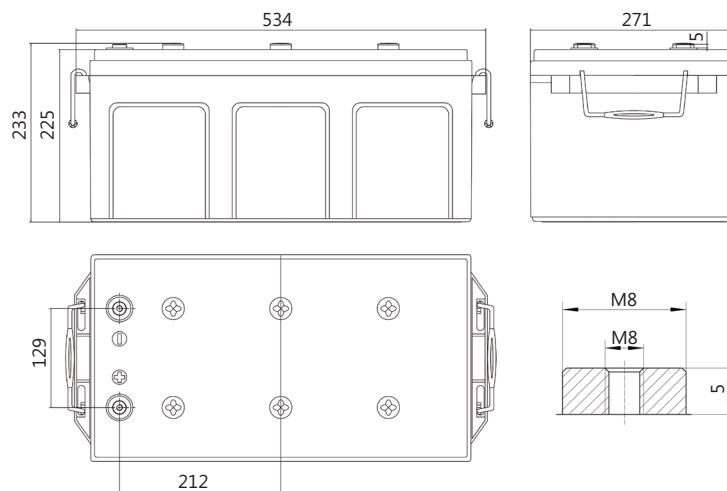
Applications

- UPS units
- Data center
- Starting generators
- EPS units

Standards

- IEC 60896-21/22
- JIS C8704-1/2
- EUROBAT guide

Drawing



SP-29

Specifications

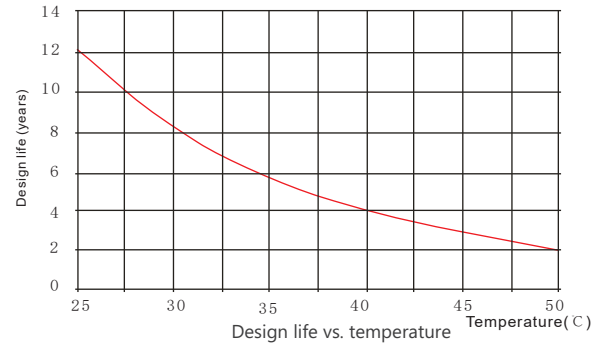
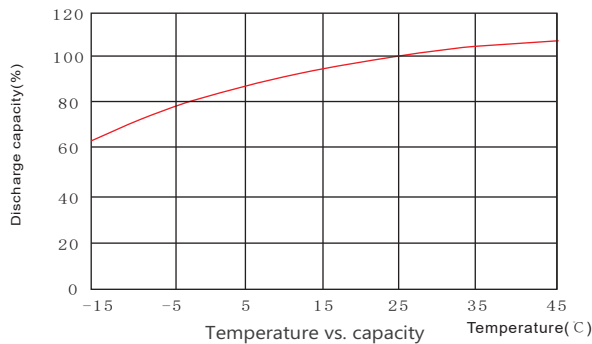
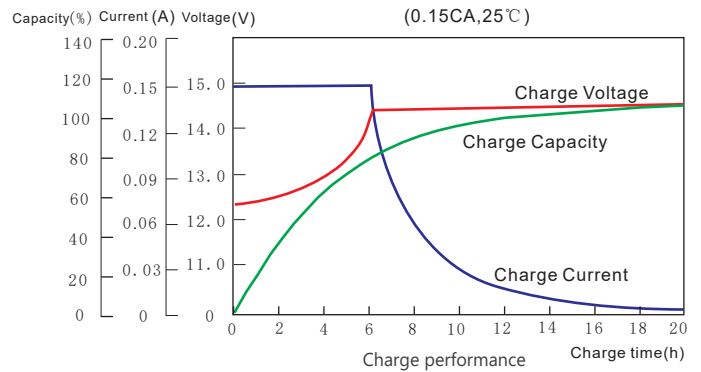
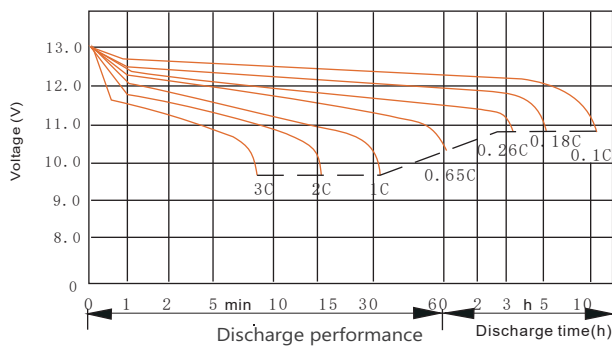
Battery Model	SPG12-870W			
Design Life (years, 25°C)	12			
Capacity (Ah, 25°C)	10min (1.60V)	15min (1.67V)	1HR (163A, 1.70V)	10HR (25A, 1.80V)
	1144W/cell	870W/cell	163Ah	250Ah
Dimensions (mm)	Length	Width	Height	Total Height
	534	271	225	233
Approx. Weight (kg)	77.9			
Reference Internal Resistance (mΩ)	1.95 (fully charged @ 25°C)			
Maximum Discharge Current (A/5 Sec.)	2500			
Self-Discharge (25°C)	≤ 2% per months			
Charge Voltage (V/cell, 25°C)	Cycle use		Float use	
	2.40(-3.5mV/°C/cell), max charge current: 75A		2.27(-3.5mV/°C/cell)	
Short Circuit Current (A)	6100			

Discharge Data

Constant Current Discharge Data (25°C, A)														
End Voltage (V/cell)	min							h						
	5	10	15	20	25	30	45	1	1.5	2	3	5	6	10
1.60	808	624	523	424	359	312	219	175	136	105	73.3	45.9	39.2	26.0
1.65	763	601	504	410	348	301	213	169	133	103	71.1	45.3	38.7	25.8
1.67	728	581	488	398	338	293	208	166	131	101	69.8	44.7	38.3	25.6
1.70	711	561	470	387	326	286	204	163	128	100	68.4	43.9	38.0	25.5
1.75	673	528	451	368	311	273	195	158	124	97.0	66.4	43.6	37.5	25.1
1.80	625	493	424	346	296	259	186	151	120	93.9	63.7	42.4	36.9	25.0

Constant Power Discharge Data (25°C, W/cell)														
End Voltage (V/cell)	min							h						
	5	10	15	20	25	30	45	1	1.5	2	3	5	6	10
1.60	1384	1144	933	791	661	599	458	373	279	212	145	98.4	86.2	54.1
1.65	1314	1096	907	767	649	588	448	362	270	206	141	96.7	84.8	52.8
1.67	1280	1056	870	741	635	576	439	355	262	201	138	94.4	82.8	52.5
1.70	1241	1016	853	714	613	563	431	349	257	198	135	93.4	82.1	51.9
1.75	1199	974	814	687	593	546	422	338	250	195	133	91.8	80.2	51.1
1.80	1153	928	778	658	571	525	412	324	243	189	130	88.9	78.1	49.4

Performance Curve



Sacred Sun Power Sources Co., Ltd.

No.1 Shengyang Road Qufu City, PRC
sales@sacredsun.cn

Sacred Sun Asia Pacific

No. 15, Yishun Industrial Street 1,
#01-17, WIN5, Singapore 768091
sales.asia@sacredsun.cn

Sacred Sun Europe SPRL

Paul Dejaerlaan 4b, B 1060 Brussel,
Belgium
sales.eu@sacredsun.cn

Sacred Sun MEA FZE

Jebel Ali, Dubai, UAE
sales.mea@sacredsun.cn

