

SPG Series

SPG12-440W 12V115Ah

SPG series VRLA battery uses AGM technology and high-purity raw materials. It has good high power discharge, floating backup and fast charging performance. It is mainly used in UPS/EPS standby power supply systems. It can backup power in poor operation environment.



Benefits

- Long life according to EUROBAT Classification
- Maximum charge efficiency
- High gas recombination efficiency
- Low self-discharge rate
- Horizontal or vertical installization

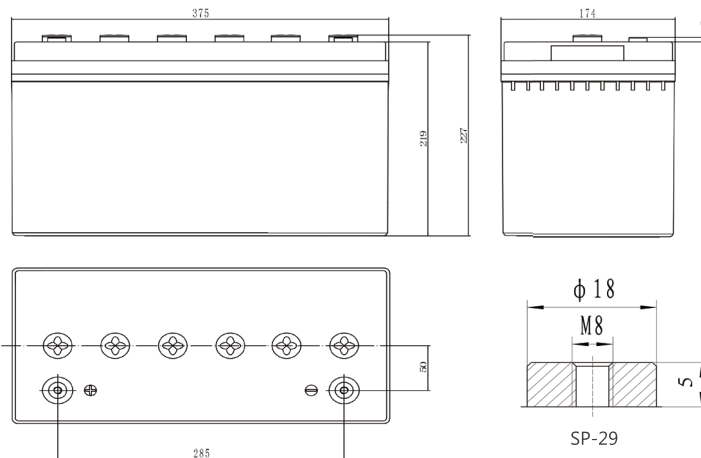
Applications

- UPS units
- Data center
- Starting generators
- EPS units

Standards

- IEC 60896-21/22
- JIS C8704-1/2
- EUROBAT guide

Drawing



Specifications

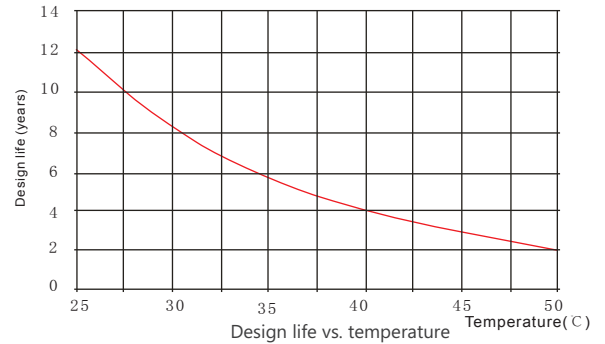
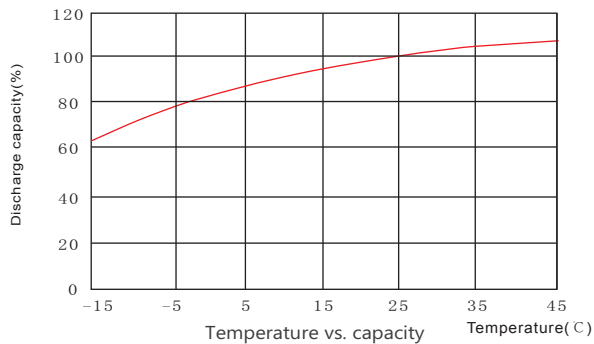
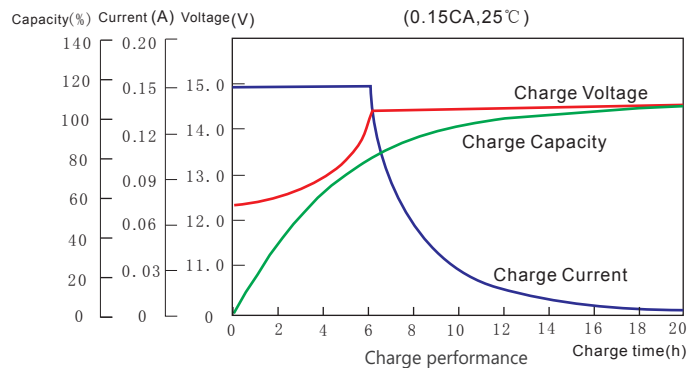
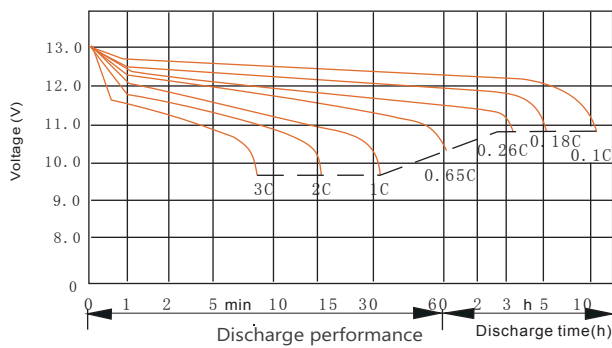
Battery Model	SPG12-440W			
Design Life (years, 25°C)	12			
Capacity (Ah, 25°C)	10min (1.60V)	15min (1.67V)	1HR (80.9A, 1.70V)	10HR 11.5A, 1.80V)
	548W/cell	440W/cell	80.9Ah	115Ah
Dimensions (mm)	Length	Width	Height	Total Height
	375	174	219	227
Approx. Weight (kg)	36.2			
Reference Internal Resistance (mΩ)	3.70 (fully charged @ 25°C)			
Maximum Discharge Current (A/5 Sec.)	1265			
Self-Discharge (25°C)	≤ 2% per months			
Charge Voltage (V/cell, 25°C)	Cycle use		Float use	
	2.40(-3.5mV/°C/cell), max charge current: 34.5A		2.27(-3.5mV/°C/cell)	
Short Circuit Current (A)	3200			

Discharge Data

Constant Current Discharge Data (25°C, A)														
End Voltage (V/cell)	min							h						
	5	10	15	20	25	30	45	1	1.5	2	3	5	6	10
1.60	426	323	266	222	189	161	112	89.5	61.1	48.4	34.7	22.5	19.2	12.8
1.65	392	307	257	212	181	155	109	86.7	59.3	47.0	33.6	21.8	18.8	12.5
1.67	376	294	245	204	175	152	105	84.2	58.3	46.3	33.1	21.5	18.6	12.4
1.70	353	277	230	193	166	144	102	80.9	57.2	45.4	32.6	21.2	18.3	12.1
1.75	336	260	214	179	154	134	96.2	77.9	55.5	44.2	31.6	20.7	17.9	11.9
1.80	323	240	196	169	146	130	89.1	74.1	53.4	42.7	30.7	20.2	17.5	11.5

Constant Power Discharge Data (25°C, W/cell)														
End Voltage (V/cell)	min							h						
	5	10	15	20	25	30	45	1	1.5	2	3	5	6	10
1.60	702	548	464	392	340	303	218	171	132	99.5	74.3	47.0	40.0	26.4
1.65	683	532	450	379	330	294	212	165	128	96.6	72.4	45.7	39.4	26.2
1.67	653	521	442	372	322	285	207	163	125	94.2	71.0	44.6	38.8	25.9
1.70	625	510	431	363	316	278	204	159	123	92.6	70.0	44.0	38.2	25.6
1.75	605	495	419	349	305	268	198	154	120	90.7	67.8	43.0	37.5	25.2
1.80	585	475	402	337	294	256	190	148	115	87.6	65.7	41.9	36.6	24.7

Performance Curve



Sacred Sun Power Sources Co., Ltd.

No.1 Shengyang Road Qufu City, PRC
sales@sacredsun.cn

Sacred Sun Asia Pacific

No. 15, Yishun Industrial Street 1,
#01-17, WIN5, Singapore 768091
sales.asia@sacredsun.cn

Sacred Sun Europe SPRL

Schoenstraat 96-9140 Temse, Belgium
sales.eu@sacredsun.cn

Sacred Sun MEA FZE

S10122A1019 Jebel Ali, Dubai,
United Arab Emirates
sales.mea@sacredsun.cn

